

ELAFLEX Hose Reels are supplied as a complete customised package incl. our hoses, couplings and nozzles.

Hose Reels 'Compact Line 25' with automatic spring-loaded rewind system, used for retraction of Elaflex hoses up to 40 m in max. DN 25.

The robust construction with a reinforced spring make this reel very durable and ideal for heavy duty and intensive use, also under rough conditions.

Suitable for a wide range of media, e.g. gasoline, diesel, aviation fuels, urea solution (AdBlue®), detergents, solvents, oils, water, gases and others. For example: HD 25 with ZVA 25 or LPG 25 with DGC coupling for tank trucks.

MATERIALS

Frame: available in polyester powder coated carbon steel, UV resistant (on request: cataphoresis treatment or zinc plated) or stainless steel (AISI 304 or AISI 316L).

Wet parts: available in carbon steel or stainless steel (AISI 304 or AISI 316L).

Swivel joint: available in zinc plated carbon steel, brass or stainless steel (AISI 303 / AISI 316L), in 90° or straight shape*).

Working pressure up to 200 bar*).

Temperature range -40° to +150° C*).

*) depending on materials

COLOURS



RAL 5017




RAL 3002



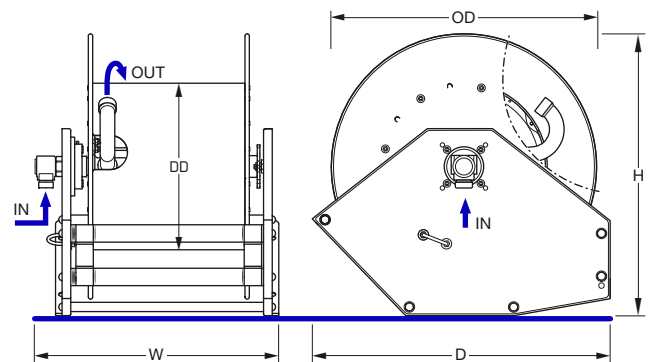
Special Colours
(on request)

MOUNTING POSITIONS

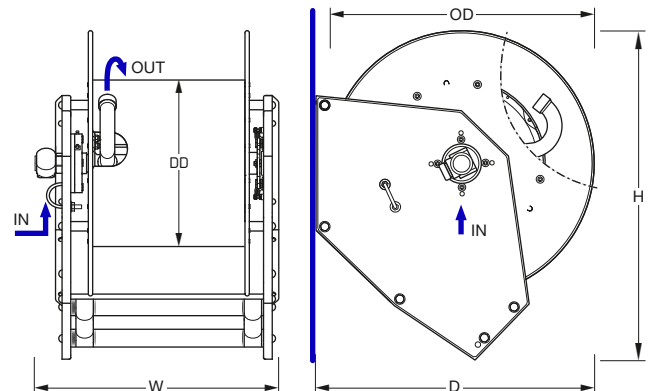
The specially designed side plates allow the installation on plain (Pos. A) or vertical surfaces (Pos. B) without further modification.



Mounting Position A: Plain Surface



Mounting Position B: Vertical Surface



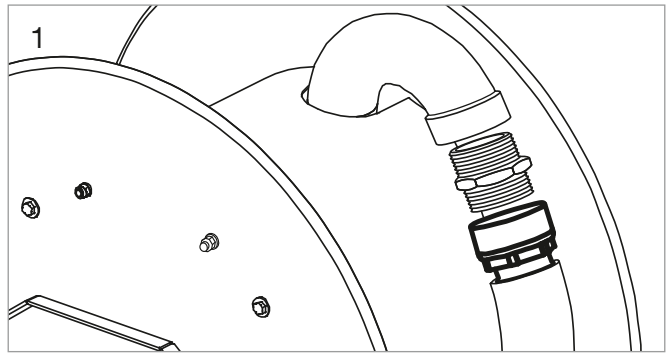
Recommended Hose		Connections	Drum Diameter	Disc Diameter	Dimensions Position A	Dimensions Position B	Weight	Standard Part Number
max. Length	max. DN	IN / OUT	DD Ø (mm)	OD Ø (mm)	W x D x H (mm)	W x D x H (mm)	kg	Type
20 m	DN 25	1" bsp male / 1" bsp female	383	610	461 x 685 x 650	461 x 640 x 760	45	HR CL 25 L20
30 m	DN 25	1" bsp male / 1" bsp female	383	610	562 x 685 x 650	562 x 640 x 760	47	HR CL 25 L30
40 m	DN 25	1" bsp male / 1" bsp female	383	610	625 x 685 x 650	625 x 640 x 760	49	HR CL 25 L40

Please contact our sales team to check capacity when smaller hose diameters are required.

FEATURES

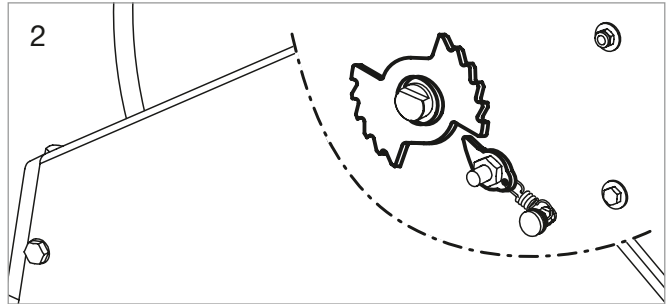
EASY INSTALLABLE HOSE ASSEMBLY (1)

The hose reel is equipped with a threaded carbon steel or stainless steel elbow. To ease the installation of the hose a female threaded union nut shall be used on the hose. A double nipple is needed to connect the hose to the elbow.



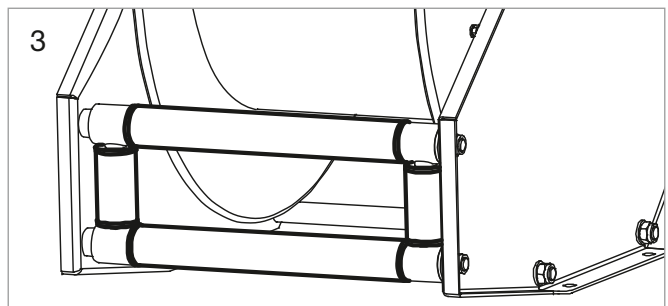
DRUM STOP MECHANISM (2)

All our spring rewind hose reels are equipped with a durable Drum Stop of stainless steel or steel FE 510OR to avoid the accidental hose rewinding. It is also not burdening the operator by permanently pulling the hose against spring force.



REINFORCED HOSE GUIDE (3)

The static Hose Guide is integrated in the frame with durable stainless steel rollers (\varnothing 40 mm). The bearings are maintenance free self-lubricating. The Hose Guide for 'Compact Line' is provided in low position as standard.



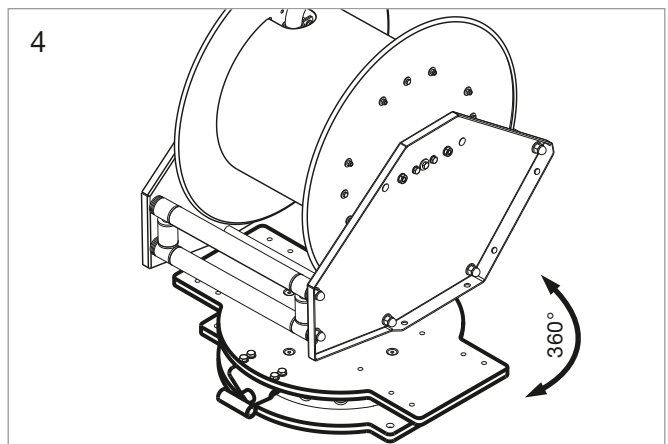
ACCESSORIES

SWIVEL SUPPORT FOR PLAIN INSTALLATION (4)

The Swivel Support is suitable for turning the hose reel in the required direction.

It is used for a plain surface (Pos. A) and allows a free rotation of the reel on its central pin enabling rotations up to 360°.

The integrated lock can fix the reel in the chosen position in 20° steps.



HOSE STOPS (5)

The hose reels can be supplied with a Hose Stop. It prevents the complete rewinding of the hose and can be placed anywhere along the hose assembly to the chosen of the hose length. Shape and dimension can vary according to the hose diameter.

